

**YOU NAME IT, WE WILL FIND
THE PERFECT FIT!**



ASTRA[®]
WALK-IN COOLERS AND FREEZERS

GalaxyGroupCorp.com

ASTRA[®]

WALK-IN COOLERS AND FREEZERS

WHAT SETS US APART FROM THE REST!



30 + Years
Experience



Fast
Lead-Times



Highest
Quality



Premium
Value



Amazing
Service





WHAT DO WE OFFER?

Our Astra® Walk-In Coolers and Freezers combine exceptional quality with unmatched convenience. Whether you need a standard size or a fully custom solution, we've got you covered—with everything ready to ship within 48 hours from our vast inventory.

	ASTRA® QUICKSHIP	ASTRA® CUSTOM	ASTRA® WAREHOUSE
	Choose from one of our Quick Ship Walk-In coolers and freezers, pre-built in the most popular sizes. These will be shipped to your location.	We will get you a quote and drawing of your walk-in cooler and/or freezer within 24 hours. Some larger projects may require additional time.	We design, build, and install custom refrigerated warehouses tailored to your needs—up to 20 feet high, and within 4-6 business days.
Lead Time	2 business days	2 - 4 business days	4 - 6 business days
Height	Cooler: 7'3", Freezer : 7'7"	Up to 12' high	Up to 20' high
Doors	30"W or 36"W doors	30", 36", 48", 60" swing doors and sliding doors	30", 36", 48", 60" swing doors and sliding doors
Size Available	Over 300 standard sizes, 2000+ configurations	Any size or configuration	Any size or configuration
Panel Detail	All cam-lock panels	Cam-lock panels with L-shaped brackets at corners and wall-ceiling connections	Cam-lock panels with L-shaped brackets at corners and wall-ceiling connections
Refrigeration	Box only, Top-Mount or Remote	Box only, Top-Mount or Remote	Box only, Top-Mount or Remote
Professional Installation	Available	Available	Available

COOLER NO FLOOR (CNF)

Model	External Dimensions	Box Only	Top-Mount Ref. (Indoor)	Remote Ref. (Outdoor)
CNF5X6	4'11" x 6'7" x 7'3"H	✓	✓	✓
CNF5X8	4'11" x 8'2" x 7'3"H	✓	✓	✓
CNF5X10	4'11" x 9'10" x 7'3"H	✓	✓	✓
CNF6X6	6'7" x 6'7" x 7'3"H	✓	✓	✓
CNF6X8	6'7" x 8'2" x 7'3"H	✓	✓	✓
CNF6X10	6'7" x 9'10" x 7'3"H	✓	✓	✓
CNF6X12	6'7" x 11'6" x 7'3"H	✓	✓	✓
CNF8X8	8'2" x 8'2" x 7'3"H	✓	✓	✓
CNF8X10	8'2" x 9'10" x 7'3"H	✓	✓	✓
CNF8X12	8'2" x 11'6" x 7'3"H	✓	✓	✓
CNF8X13	8'2" x 13'2" x 7'3"H	✓	✓	✓
CNF8X15	8'2" x 14'9" x 7'3"H	✓	✓	✓
CNF8X17	8'2" x 16'5" x 7'3"H	✓	✓	✓
CNF8X18	8'2" x 18'1" x 7'3"H	✓	✓	✓
CNF8X20	8'2" x 19'8" x 7'3"H	✓	✓	✓
CNF10X10	9'10" x 9'10" x 7'3"H	✓	✓	✓
CNF10X12	9'10" x 11'6" x 7'3"H	✓	✓	✓
CNF10X13	9'10" x 13'2" x 7'3"H	✓	✓	✓
CNF10X15	9'10" x 14'9" x 7'3"H	✓	✓	✓
CNF10X17	9'10" x 16'5" x 7'3"H	✓	✓	✓
CNF10X18	9'10" x 18'1" x 7'3"H	✓	✓	✓
CNF10X20	9'10" x 19'8" x 7'3"H	✓	✓	✓

FREEZER WITH FLOOR (FWF)

Model	External Dimensions	Box Only	Diamond Plate	Top-Mount Ref. (Indoor)	Remote Ref. (Outdoor)
FWF5X6	4'11" x 6'7" x 7'7"H	✓	✓	✓	✓
FWF5X8	4'11" x 8'2" x 7'7"H	✓	✓	✓	✓
FWF5X10	4'11" x 9'10" x 7'7"H	✓	✓	✓	✓
FWF6X6	6'7" x 6'7" x 7'7"H	✓	✓	✓	✓
FWF6X8	6'7" x 8'2" x 7'7"H	✓	✓	✓	✓
FWF6X10	6'7" x 9'10" x 7'7"H	✓	✓	✓	✓
FWF6X12	6'7" x 11'6" x 7'7"H	✓	✓	✓	✓
FWF8X8	8'2" x 8'2" x 7'3"H	✓	✓	✓	✓
FWF8X10	8'2" x 9'10" x 7'7"H	✓	✓	✓	✓
FWF8X12	8'2" x 11'6" x 7'7"H	✓	✓	✓	✓
FWF8X13	8'2" x 13'2" x 7'7"H	✓	✓	✓	✓
FWF8X15	8'2" x 14'9" x 7'7"H	✓	✓	✓	✓
FWF8X17	8'2" x 16'5" x 7'7"H	✓	✓	✓	✓
FWF8X18	8'2" x 18'1" x 7'7"H	✓	✓	✓	✓
FWF8X20	8'2" x 19'8" x 7'7"H	✓	✓	✓	✓
FWF10X10	9'10" x 9'10" x 7'7"H	✓	✓	✓	✓
FWF10X12	9'10" x 11'6" x 7'7"H	✓	✓	✓	✓
FWF10X13	9'10" x 13'2" x 7'7"H	✓	✓	✓	✓
FWF10X15	9'10" x 14'9" x 7'7"H	✓	✓	✓	✓
FWF10X17	9'10" x 16'5" x 7'7"H	✓	✓	✓	✓
FWF10X18	9'10" x 18'1" x 7'7"H	✓	✓	✓	✓
FWF10X20	9'10" x 19'8" x 7'7"H	✓	✓	✓	✓

COMBO - COOLER WITH FLOOR / FREEZER WITH FLOOR (CMB)

Model	External Dimensions	Box Only	Top-Mount Ref. (Indoor)	Remote Ref. (Outdoor)
CMB5X12	4'11" x 11'6" x 7'7"H	✓	✓	✓
CMB5X13	4'11" x 13'2" x 7'7"H	✓	✓	✓
CMB5X15	4'11" x 14'9" x 7'7"H	✓	✓	✓
CMB6X8	6'7" x 8'2" x 7'7"H	✓	✓	✓
CMB6X10	6'7" x 9'10" x 7'7"H	✓	✓	✓
CMB6X12	6'7" x 11'6" x 7'7"H	✓	✓	✓
CMB6X13	6'7" x 13'2" x 7'7"H	✓	✓	✓
CMB6X15	6'7" x 14'9" x 7'7"H	✓	✓	✓
CMB6X17	6'7" x 16'5" x 7'7"H	✓	✓	✓
CMB6X18	6'7" x 18'1" x 7'7"H	✓	✓	✓
CMB6X20	6'7" x 19'8" x 7'7"H	✓	✓	✓
CMB8X8	8'2" x 8'2" x 7'7"H	✓	✓	✓
CMB8X10	8'2" x 9'10" x 7'7"H	✓	✓	✓
CMB8X12	8'2" x 11'6" x 7'7"H	✓	✓	✓
CMB8X13	8'2" x 13'2" x 7'7"H	✓	✓	✓
CMB8X15	8'2" x 14'9" x 7'7"H	✓	✓	✓
CMB8X17	8'2" x 16'5" x 7'7"H	✓	✓	✓
CMB8X18	8'2" x 18'1" x 7'7"H	✓	✓	✓
CMB8X20	8'2" x 19'8" x 7'7"H	✓	✓	✓
CMB10X10	9'10" x 9'10" x 7'7"H	✓	✓	✓
CMB10X12	9'10" x 11'6" x 7'7"H	✓	✓	✓
CMB10X13	9'10" x 13'2" x 7'7"H	✓	✓	✓
CMB10X15	9'10" x 14'9" x 7'7"H	✓	✓	✓
CMB10X17	9'10" x 16'5" x 7'7"H	✓	✓	✓
CMB10X18	9'10" x 18'1" x 7'7"H	✓	✓	✓
CMB10X20	9'10" x 19'8" x 7'7"H	✓	✓	✓

COOLER WITH FLOOR (CWF)

Model	External Dimensions	Box Only	Diamond Plate	Top-Mount Ref. (Indoor)	Remote Ref. (Outdoor)
CWF5X6	4'11" x 6'7" x 7'7"H	✓	✓	✓	✓
CWF5X8	4'11" x 8'2" x 7'7"H	✓	✓	✓	✓
CWF5X10	4'11" x 9'10" x 7'7"H	✓	✓	✓	✓
CWF6X6	6'7" x 6'7" x 7'7"H	✓	✓	✓	✓
CWF6X8	6'7" x 8'2" x 7'7"H	✓	✓	✓	✓
CWF6X10	6'7" x 9'10" x 7'7"H	✓	✓	✓	✓
CWF6X12	6'7" x 11'6" x 7'7"H	✓	✓	✓	✓
CWF8X8	8'2" x 8'2" x 7'7"H	✓	✓	✓	✓
CWF8X10	8'2" x 9'10" x 7'7"H	✓	✓	✓	✓
CWF8X12	8'2" x 11'6" x 7'7"H	✓	✓	✓	✓
CWF8X13	8'2" x 13'2" x 7'7"H	✓	✓	✓	✓
CWF8X15	8'2" x 14'9" x 7'7"H	✓	✓	✓	✓
CWF8X17	8'2" x 16'5" x 7'7"H	✓	✓	✓	✓
CWF8X18	8'2" x 18'1" x 7'7"H	✓	✓	✓	✓
CWF8X20	8'2" x 19'8" x 7'7"H	✓	✓	✓	✓
CWF10X10	9'10" x 9'10" x 7'7"H	✓	✓	✓	✓
CWF10X12	9'10" x 11'6" x 7'7"H	✓	✓	✓	✓
CWF10X13	9'10" x 13'2" x 7'7"H	✓	✓	✓	✓
CWF10X15	9'10" x 14'9" x 7'7"H	✓	✓	✓	✓
CWF10X17	9'10" x 16'5" x 7'7"H	✓	✓	✓	✓
CWF10X18	9'10" x 18'1" x 7'7"H	✓	✓	✓	✓
CWF10X20	9'10" x 19'8" x 7'7"H	✓	✓	✓	✓



QUICK SHIP

What is Astra® Quick Ship?

Astra® Quick Ship Walk-In Coolers and Freezers are modular refrigeration solutions featuring durable 4" Polyurethane Panels and innovative All-Cam-Lock designs, offering more than 300+ ready-to-ship sizes, 2,000+ layout configurations, rapid assembly, reliable performance, and affordable prices.


Why is Astra® Quick Ship different?

- ✓ **Extensive Size Range:** Over 300 standard sizes (5'x6' to 10'x60') ready to ship.
- ✓ **Unmatched Layout Options:** Choose from 2,000+ configurations, including door sizes, locations, and cooler/freezer combos.
- ✓ **Massive Inventory:** A 50,000 SF warehouse in Kearny, NJ stocked and ready.
- ✓ **Simplified Installation:** All cam-lock design for quick and hassle-free setup.
- ✓ **Certifications:** NSF, DOE, and UL certified for performance and compliance.
- ✓ **Easy Quoting & Specs:** Conveniently available in AutoQuotes to quote customers and access specifications with ease.



Panels

- ✓ 4" Thick Foamed-In-Place Polyurethane Insulation
- ✓ Cam-Lock Panels, Tongue & Groove Design
- ✓ 24 Gauge Pre-Painted White Galvanized Steel
- ✓ R28 for Coolers and R33 for Freezers
- ✓ CFC and HFC Free Materials
- ✓ 10 year panel warranty




4" Polyurethane Panels


Additional Options



4 FT LED Light



Exterior Ramp



Aluminum Diamond Plate



Kick Plate

Doors

- ✓ 30" or 36" wide doors (left or right hinged)
- ✓ Self-Closing, Flush-Mounted Doors
- ✓ Keyed Locking Door Handle
- ✓ 120V/1P/1A Heating Wire and Pressure Relief Vent on Freezers



30" or 36" wide doors



Keyed Locking Door Handle



Door Closer



Door Hinge

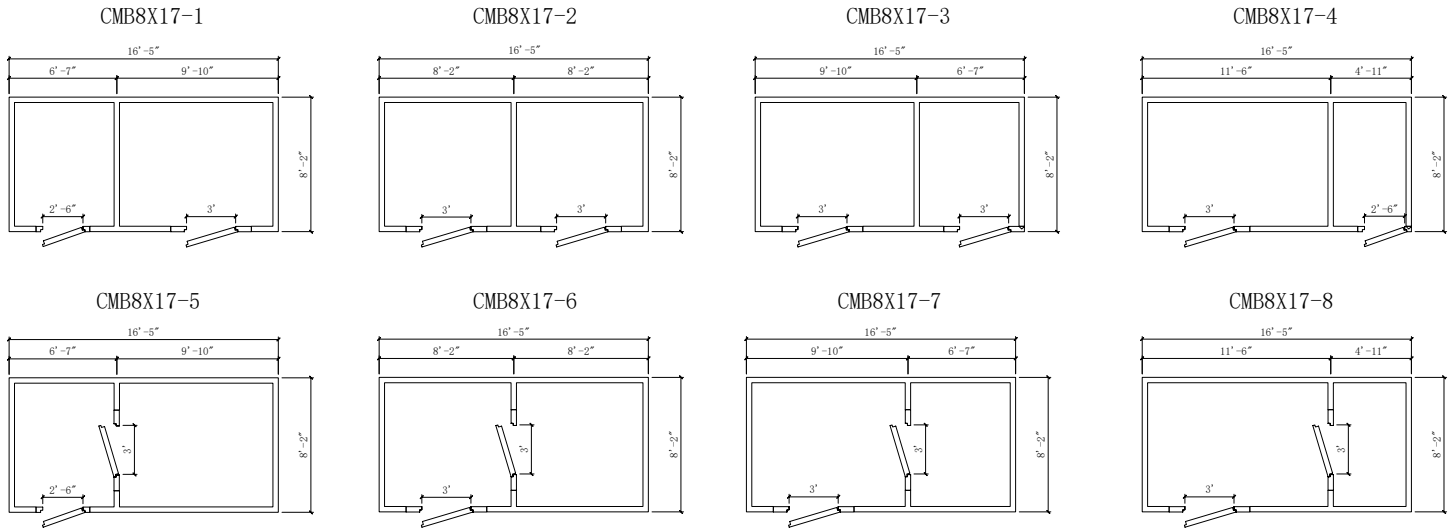


Vapor Proof Light

Quick Ship Walk-In Coolers offer unmatched customization through a state-of-the-art modular design that enables countless configurations. Whether your space requires the door on the long side, short side, centered, or positioned near an edge, these units are designed to adapt.

Every custom layout includes detailed, easy-to-read drawings, making installation straightforward and hassle-free, even in the most complex setups.

With nearly 2000 layouts to choose from, you can create a solution that perfectly suits your space and needs without compromising on quality or speed.



MASSIVE INVENTORY

Located in Kearny, NJ, Atlantic maintains a massive inventory of panels and doors, ensuring fast and reliable delivery for your walk-in cooler and freezer needs. With 50,000 square feet of closed storage and an additional 50,000 square feet of open storage, our warehouse is stocked with panels ranging from 5 feet to 20 feet in length.

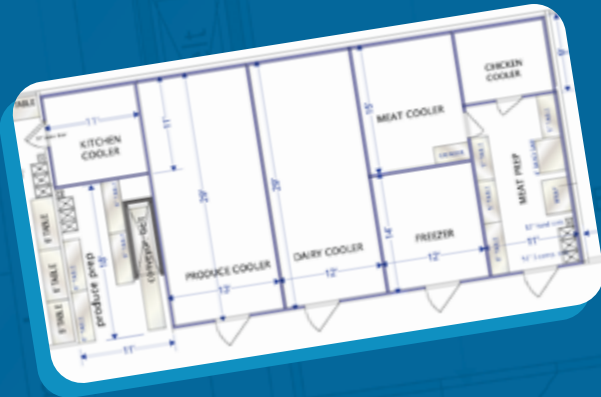
We also carry a wide variety of door sizes to accommodate any configuration requirement. This extensive inventory, housed in our strategically located facility, allows us to ship products quickly and efficiently, keeping your projects on schedule without compromising on quality or customization.



ASTRA[®]

CUSTOM

Walk-In Coolers and Freezers



Built for Every Business, Backed by Experience
30 years of expertise delivering customizable, high-quality walk-in solutions to keep your goods fresh and your business running efficiently.

Any Size Box


Custom walk-in coolers built to fit any dimensions or layout.

2 Day Delivery

Industry-leading 2-day delivery for your custom refrigeration needs.

Installation Team

Seamless assembly within 400 miles or step-by-step guidance for easy setup.





WAREHOUSE

BUILDING A WAREHOUSE IS A DIFFERENT LEVEL

Astra® specializes in designing and building refrigerated or frozen warehouses, leveraging years of experience with clients such as food manufacturers, distributors, catering companies, pharmaceuticals, meat packing businesses, produce distributors, and ice companies.



Fast Delivery

Our extensive inventory includes panels up to 20 feet in height, allowing us to quickly construct warehouses of this size.



Custom Order

For taller structures, we offer custom panels for heights between 20 and 40 feet, typically delivered within 6-7 weeks.



In-House Installation Team

Our in-house installation team is highly skilled in constructing these warehouses to meet your exact specifications.



Floor Options

Our heavy-duty floor panels with aluminum diamond plates are designed for durability and slip resistance. For use with forklifts or other heavy machinery, we recommend insulated concrete floors for added strength and efficient insulation.



Ceiling Panels

For extended-length ceiling panels, we securely suspend them from the ceiling using rods and other appropriate support systems. This ensures stability and a seamless, durable installation for a wide range of applications.



ASTRA[®]

OPTIONAL



SLIDING DOORS



TRAFFIC DOORS



WIDE DOORS



DISPLAY DOORS



SHELVING



DOOR CURTAINS

ASTRA®

REFRIGERATION

TOP-MOUNT REFRIGERATION (PACKAGE UNIT)

- Self-Contained Package (Includes Condensing Unit and Evaporator)
- Cooler and Freezer available
- Indoor or Outdoor
- 208V/1P or 3P, Hard Wire, R448A
- 2 Year Compressor and Parts Warranty
- 1 Year Labor Warranty
- NSF and UL Listed, EPA Registered
- No need for Refrigeration Technician



REMOTE REFRIGERATION

- Includes Condensing Unit and Evaporator
- Cooler and Freezer available
- 208V/1P or 3P, Hard Wire
- 1 Year Compressor and Parts Warranty
- Pre-mounted Expansion Valve and Solenoid Valve
- Indoor or Outdoor
- Requires a Refrigeration Technician to run pipes and make connections



WARRANTY



PANEL



TOP-MOUNT
REF.



TOP-MOUNT
REF.



REMOTE
REF.



DOORS



- 10 year panel parts warranty
- 2 year top-mount refrigeration parts warranty
- 1 year top-mount refrigeration labor warranty
- 1 year remote refrigeration parts warranty
- 1 year doors parts warranty

CERTIFICATIONS



NSF, UL, DOE, ASTM Test 518, ASTM Test E84,
UL723 Flame Spread and Smoke Development Compliant

ASTRA[®]

REFERENCES



ASTRA[®]

WALK-IN COOLERS AND FREEZERS

Designed for versatility, Astra[®] offers an extensive range of configurations and modular panels, making it simple to tailor your walk-in solution to fit your needs perfectly, no matter the size or complexity of your project.



Galaxy Group Inc.
899 Newark Tpke, Kearny, NJ 07032
T: (908) 315-3222
contact@GalaxyGroupCorp.com

GalaxyGroupCorp.com